

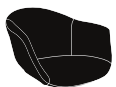
# Assembly instruction | Metal base with cross

blatt.

distributed by blatt



Seat options



120



1x



10 min

Included parts


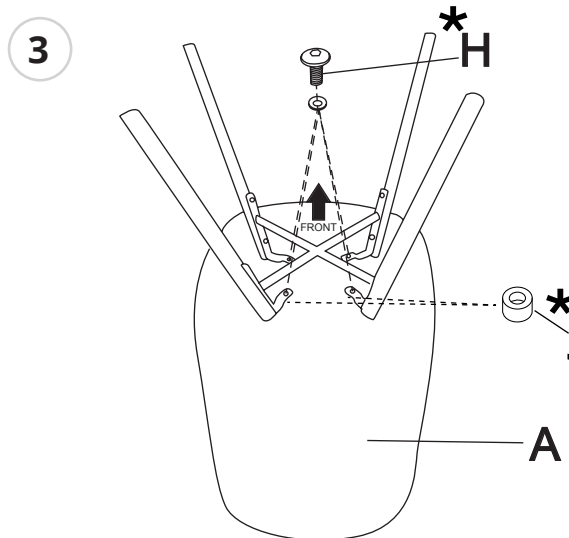
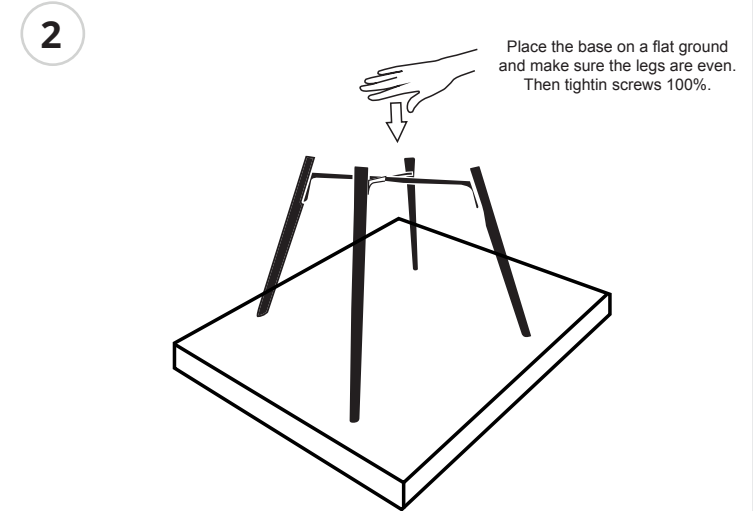
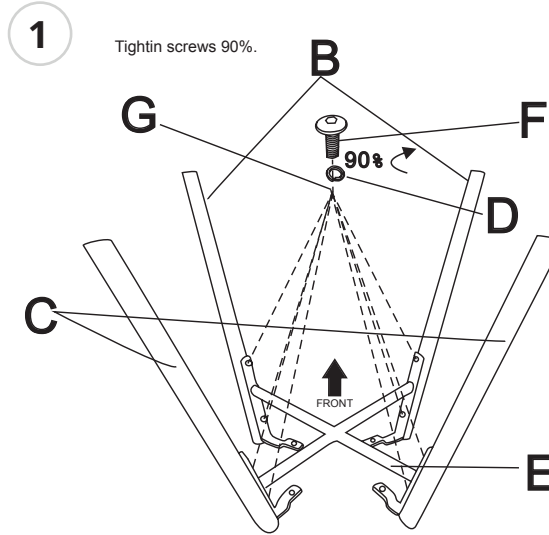
<b>A</b> x1	<b>B</b> x2
Seat	<b>C</b> x2
<b>D</b> x8 (M6)	<b>E</b> x1
<b>F</b> x8 (M6*20)	<b>H</b> x4 (M6*16)
<b>G</b> x12 (M6*16*1)	<b>I</b> x1 (M6)

## ★ ATTENTION!

For upholstered shell  
use different parts

**H** -> 4x M6\*30 screws

**J** -> 4x Ø20\*10 washer



## Notes

• We recommend that you re-tighten the screws after a while for optimum retention of your chair.

