

THE READER

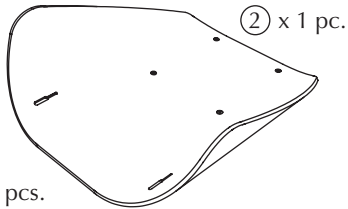
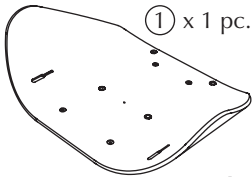
wing chair | user guide



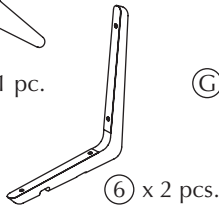
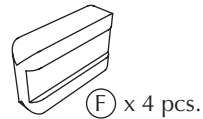
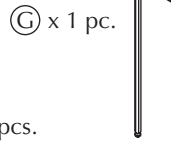
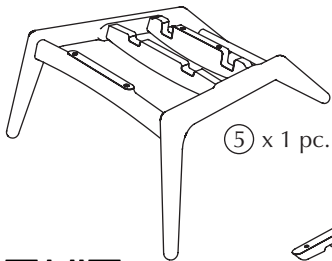
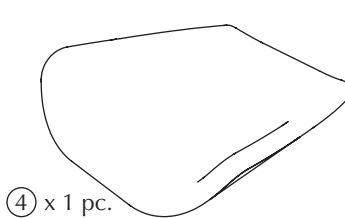
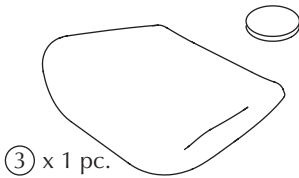

UIMAGE



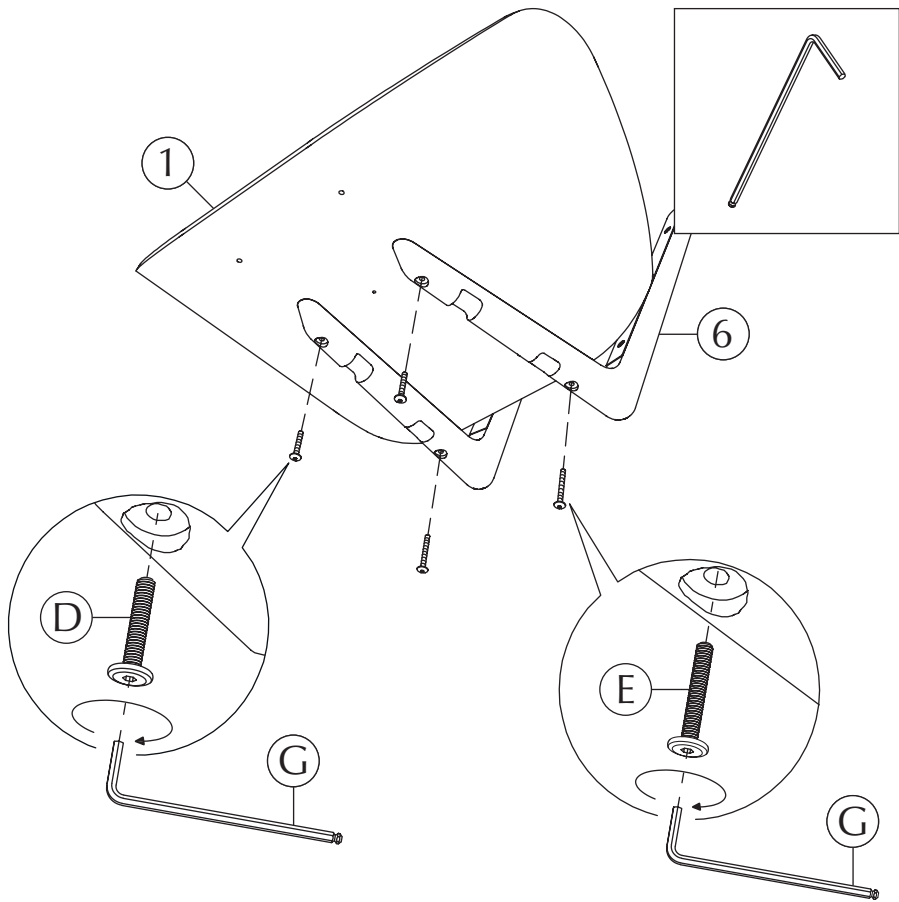
ASSEMBLY GUIDE

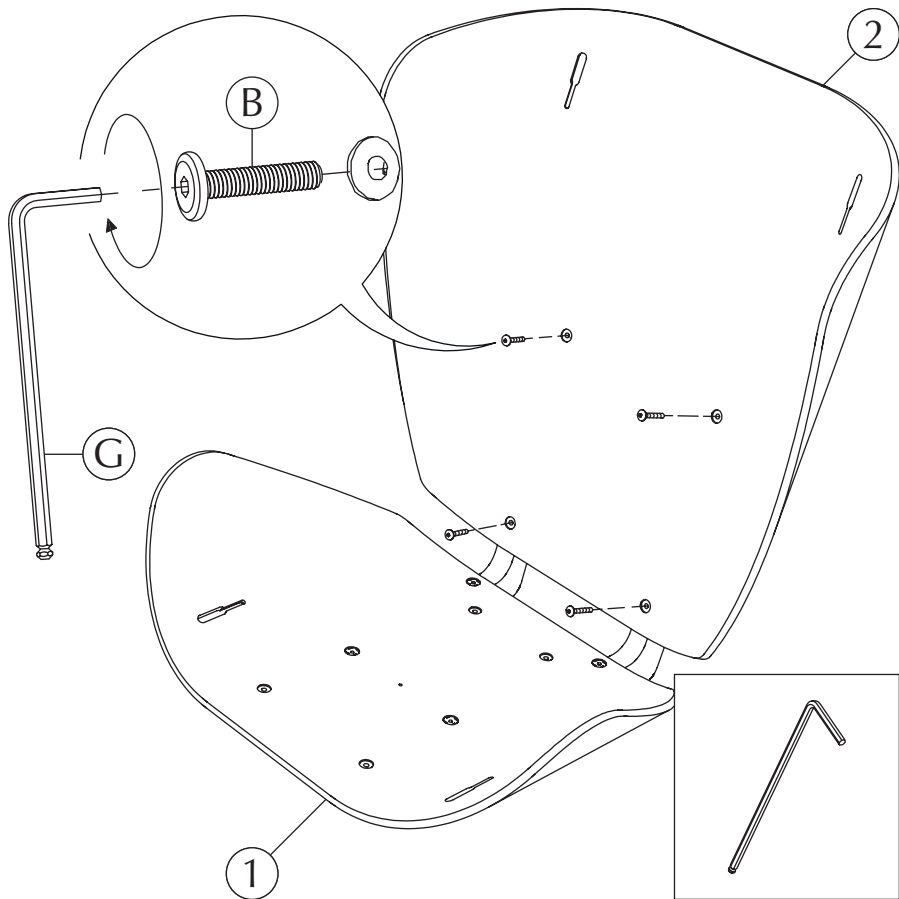


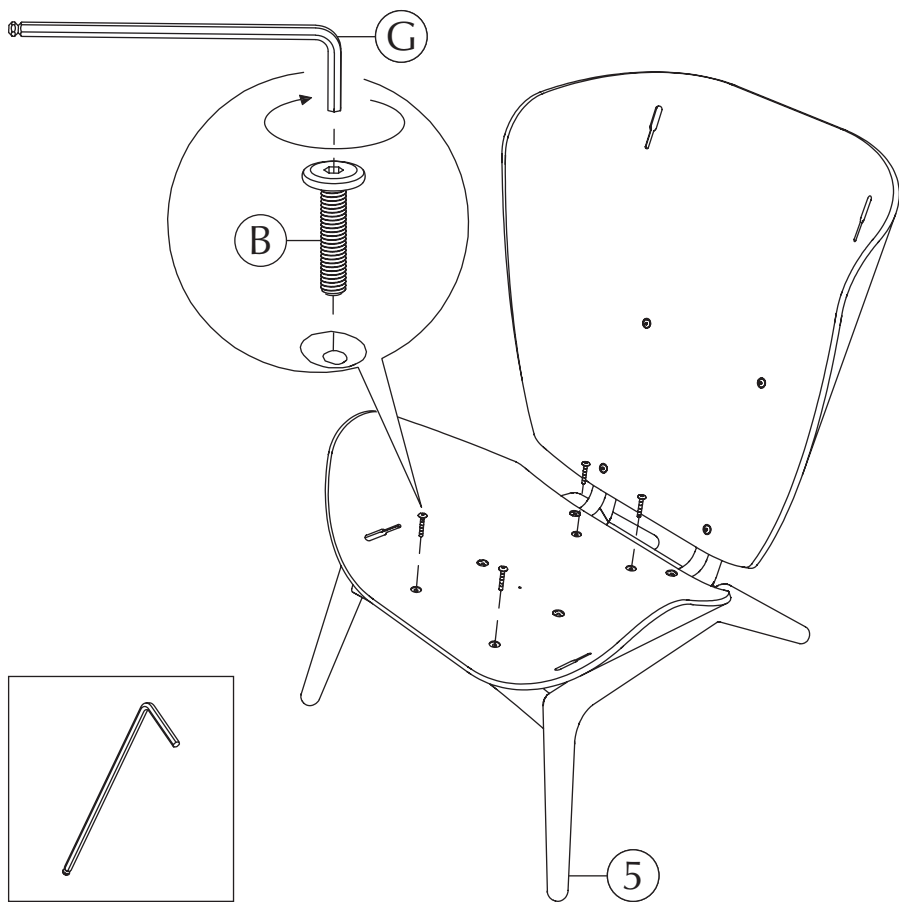
Ⓐ x 4 pcs.

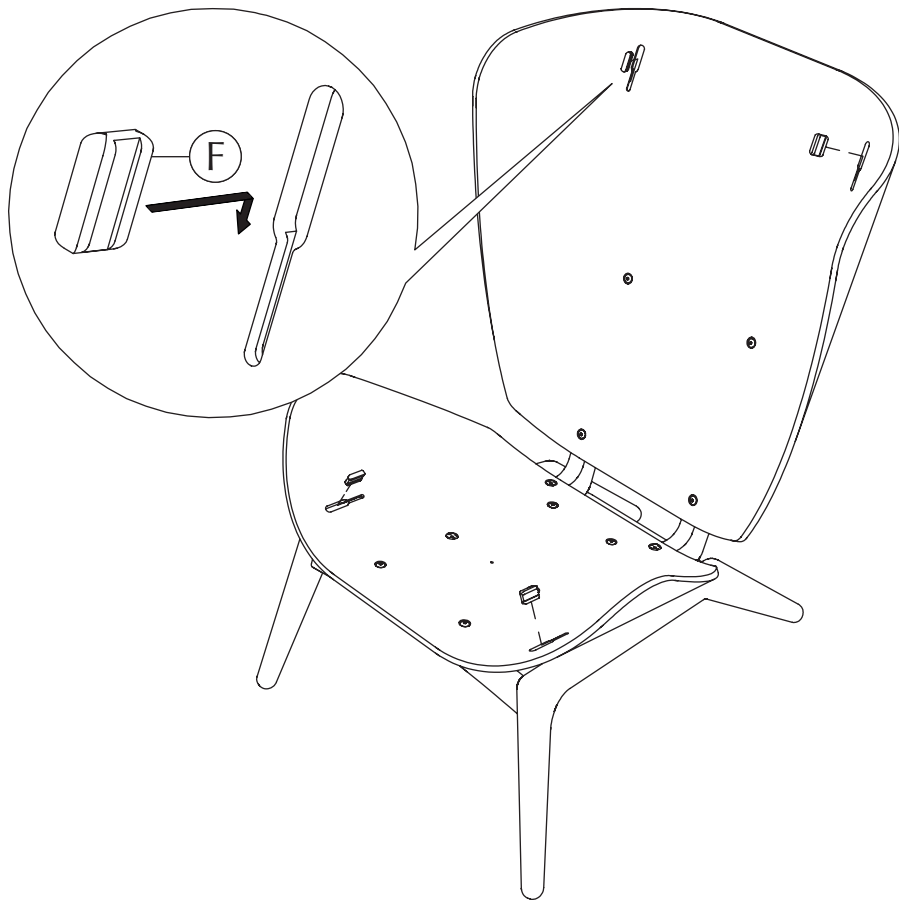


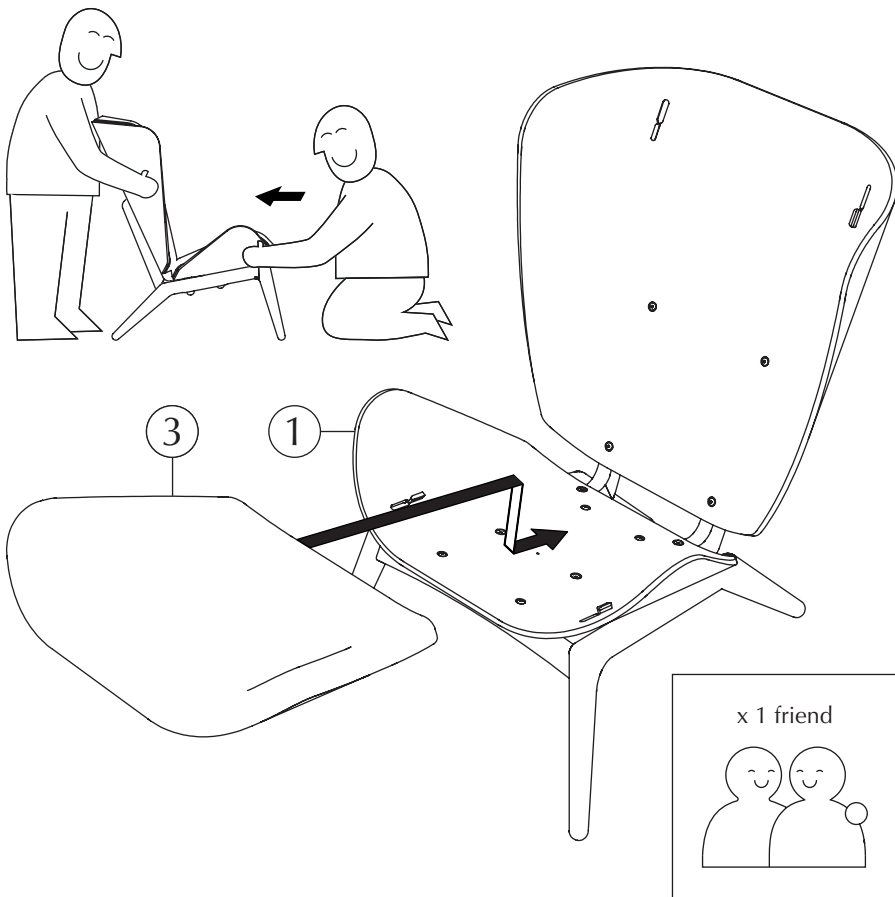
Find assembly videos by using the QR code
or by going online at our website umage.com/instructions

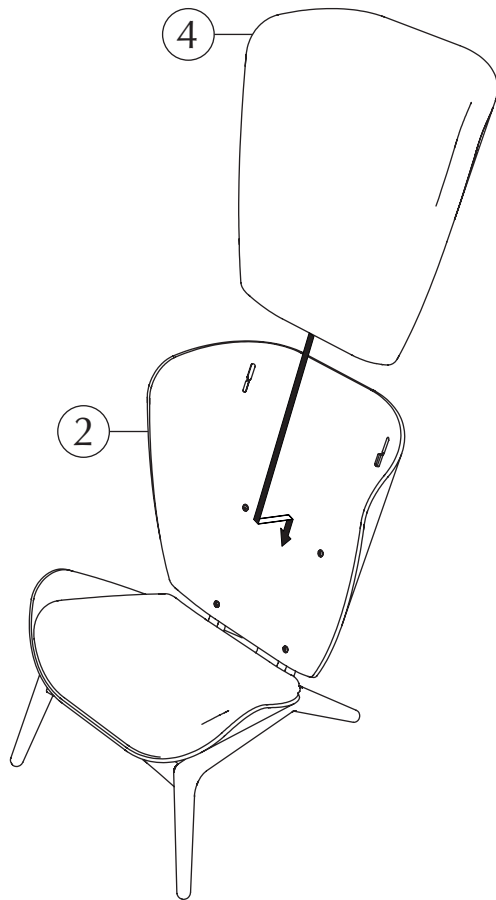


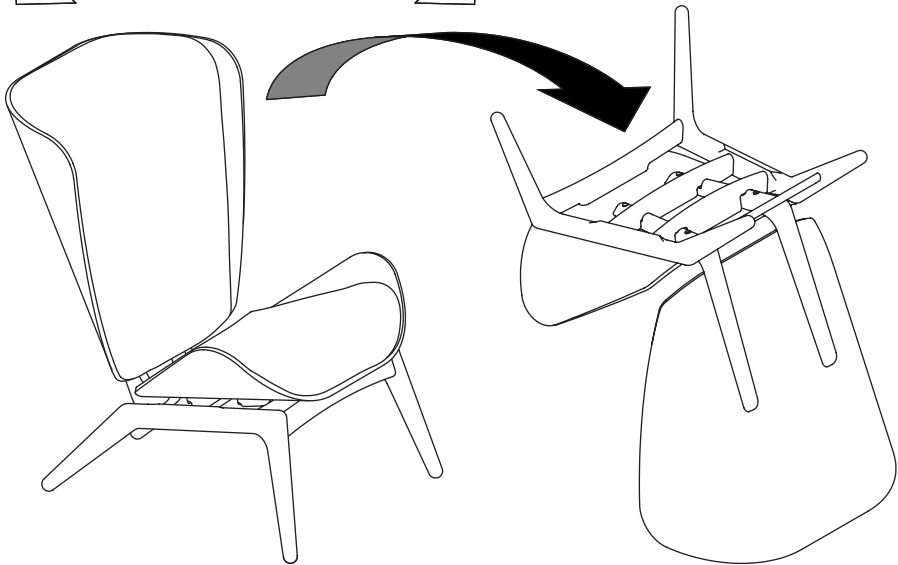

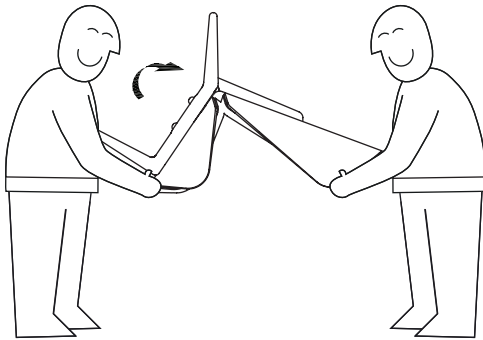


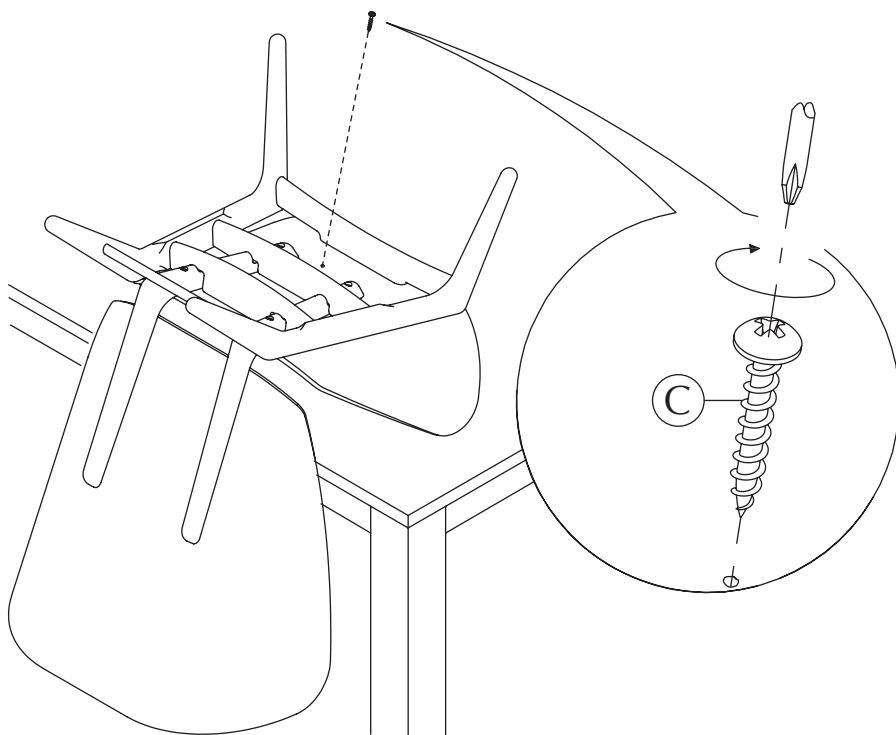


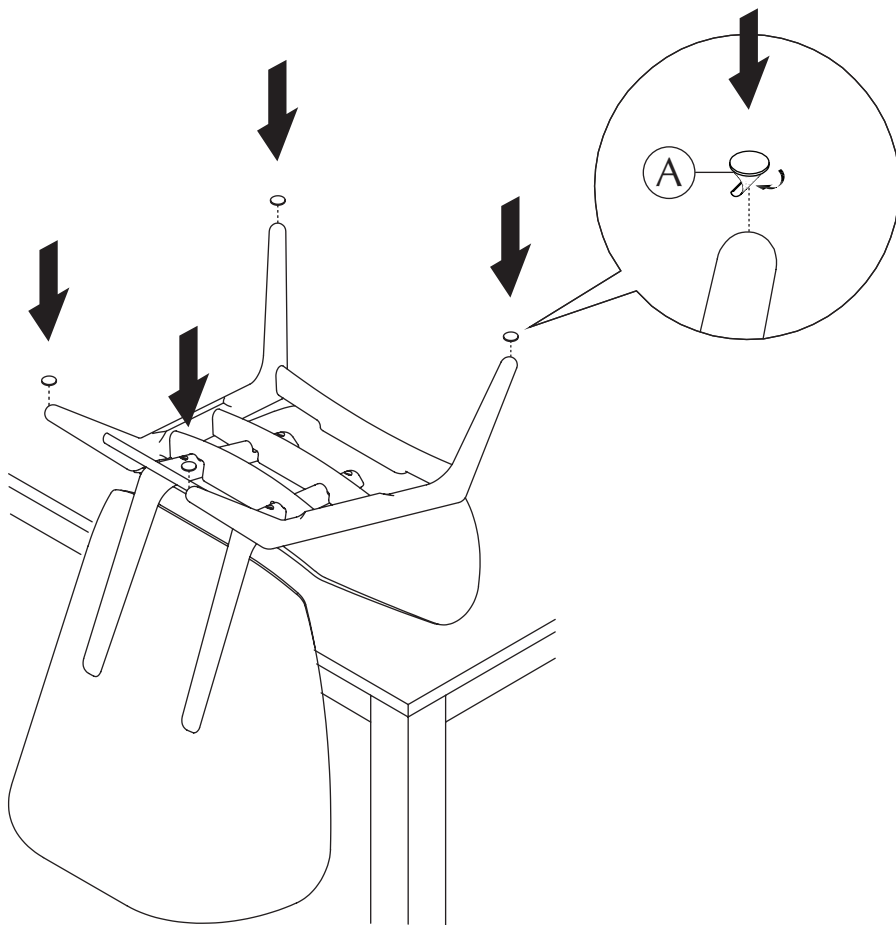












CARE AND MAINTENANCE

Please follow the below care and safety instructions to ensure many years of enjoyment with your new design item from UIMAGE.

HOW TO CARE FOR YOUR UPHOLSTERED FURNITURE

- The upholstery should not be exposed for long periods of sunlight as this may cause fading and deterioration of cover material.
- Protect from exposure to sources of heat such as radiators or open flames.
- It is recommended to give the upholstery a frequent vacuuming or light brushing. It is very important to rub very gently to avoid colour change. This proper cleaning will prevent buildup of dust, soil and oils which can be damaging to cover material.
- In the event of a spillage, it is imperative to act quickly. Carefully soak up any excess liquid, ideally using the edge of a white paper towel, then dab gently with a fresh towel taking care to avoid soaking in or spreading of the remaining liquid.
- Do not machine wash, contact a professional in case of stain removal.

ABOUT WOOD FURNITURE

Each piece of wood reveals different patterns of grain depending on the way it is cut. This is one of the characteristics of the natural beauty of the wood. All timber and veneer surfaces will change colour and mellow over time, which means that new furniture will initially vary in shade from older items.

HOW TO CARE FOR YOUR WOOD FURNITURE

- Dust with a clean, damp, lint free cloth. Frequent dusting will remove abrasive build up, which can damage the finish over time.
- Avoid exposing your furniture to any liquids. All liquids should be wiped up immediately with a soft slightly damp cloth in the direction of the wood grain. If sticky liquid residues do occur, they may be removed with a diluted solution of warm soapy water followed by a clean, damp sponge. The area should then be wiped immediately in the direction of the wood grain with a clean, soft white cloth until completely dry.
- Do not use a very wet cloth or allow any liquid to contact with the wood for a long period of time as this can permanently damage the surface. Wipe up spills immediately.
- Do not use any abrasive cleaner or harsh detergent as this can damage the surface of the furniture. Wipe up spills immediately.

- Polishes must be avoided as they contain silicones which may spoil the furniture's surface when building up over time.
- Make sure all surfaces are protected from heat and liquids by mats and coasters.
- Ensure that a mat or pad is placed under paper when you are writing on the furniture surface.
- Do not place rubber, cork, vinyl or plastic materials on the wood finish as chemicals within may react with the finish if left in contact for an extended period of time.
- Avoid placing furniture next to heat sources such as radiators or fires. Be particularly careful with solid wood as the lack of humidity caused by home heating can cause damage such as warping, cracking or splitting.
- Exposure to sunlight can cause fading of your furniture. Never leave objects in the same place for a long time as this may cause light stain impressions.
- Nail polish remover, hairspray, perfume, potpourri and any other product that contains solvents can damage wood finishes.

Keep these instructions at hand for future reference.

SUSTAINABLE SUSTAINABILITY EFFORTS

We are dedicated being sensible frontrunners on the environmental responsibility. If we provide timeless and functional quality designs that last, we know nature will prevail, as will UIMAGE.

PLANTING A TREE

We have entered a collaboration with the NGO One Tree Planted, so every time we are selling one of our wooden lamps or furniture pieces we are planting a tree.

REUSABLE PACKAGING

To minimize packaging waste, most of the packaging from our lighting collection is repurposed to be used as beautiful storage boxes afterwards.

INTERCHANGEABLE

Save the world resources by interchanging elements or fabrics from the UIMAGE collection to add new life to the design and your interior without buying new products.

Read more about our many sustainability efforts:
umage.com/sustainability

FOLLOW US ON SOCIAL MEDIA



@umagedesign | #umagedesign | umage.com



UIMAGE